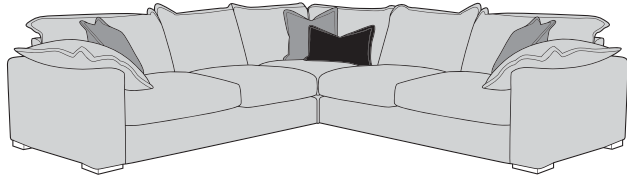




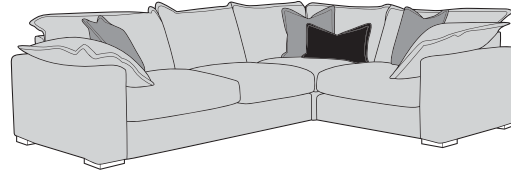
LENNOX COLLECTION

LH1, ALU, COR, ALU, FST corner group shown in Greenock Angora (Cover 1),
Novo Mono (Cover 2) Freya Palmer (Cover 3) and Lyla swivel chair shown in Hennessey Olive (Cover 1)

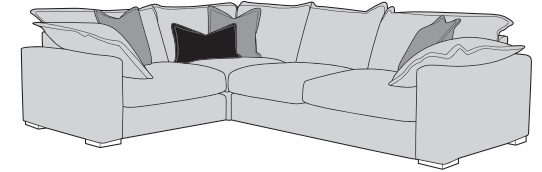
Cover Guide:



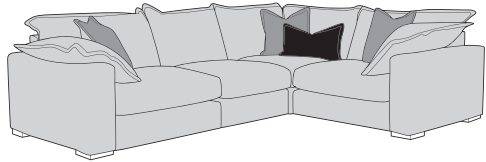
Corner Group: LH2, COR, RH2
H: 94 W: 283 D: 283



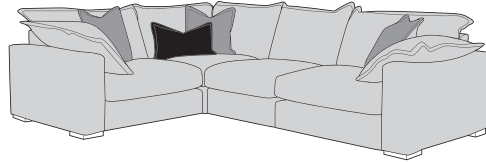
Corner Group: LH2, COR, RH1
H: 94 W: 283 D: 217



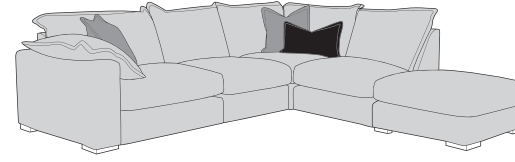
Corner Group: LH1, COR, RH2
H: 94 W: 283 D: 217



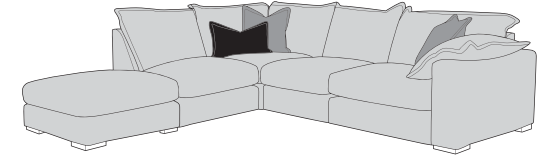
Corner Group: LH1, ALU, COR, RH1
H: 94 W: 295 D: 217




Corner Group: LH1, COR, ALU, RH1
H: 94 W: 295 D: 217



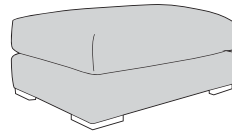
Corner Group: LH1, ALU, COR, ALU, FST
H: 94 W: 295 D: 288



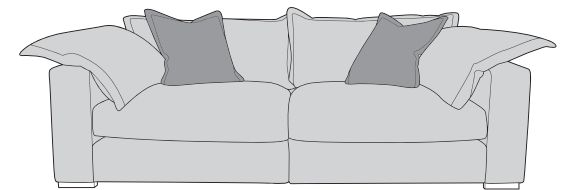
Corner Group: FST, ALU, COR, ALU, RH1
H: 94 W: 295 D: 288



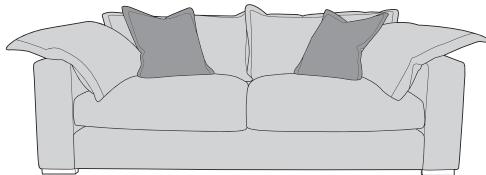
Armless Unit: ALU
H: 94 W: 78 D: 105



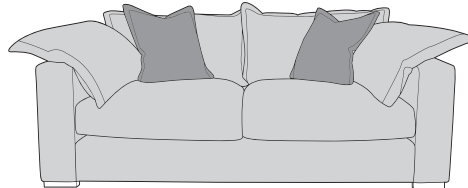
Footstool Unit: FST
H: 49 W: 105 D: 78



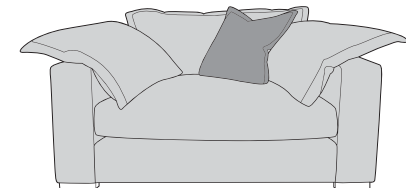
4 Seater Modular Sofa: 4MD
H: 94 W: 224 D: 105



3 Seater Sofa: 3ST
H: 94 W: 194 D: 105



2 Seater Sofa: 2ST
H: 94 W: 173 D: 105



Love Chair: LOV
H: 94 W: 133 D: 105

Height x Width x Depth (cm)
All dimensions are approximate. Allow tolerance of +/- 2.5cm.

Features & Benefits

Frame: Hardwood & composite board frame - dowelled, screwed, glued & stapled

Seat Suspension: Serpentine seat springs & silent wire

Back Suspension: Elasticated webbing

Seat Cushions: Extraflex+ with Featherflex upgrade available

Back Cushions: Blown fibre - reversible

Scatter Cushions: Feather scatter cushions and bolsters included

Foot Options: Walnut or Mid Oak

Other Features: N/A

Care: Cushions must be plumped regularly to retain their performance and appearance

Further Dimensions (cm)

Seat Height: 49

Seat Depth: 64

Outback Height: 72

Arm Height: 60

Arm Width: 20

Foot Height: 4

LH2/RH2: H: 94 x W: 178 x D: 105

LH1/RH1: H: 94 x W: 112 x D: 105

COR: H: 94 x W: 105 x D: 105

FST: H: 49 x W: 105 x D: 78

Foot Colours



Walnut

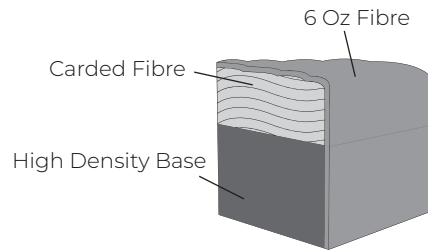


Mid Oak

Details

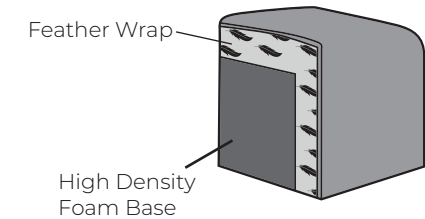
Extra Flex⁺

Soft, Supportive Seating



A high density foam base seat interior with a hand-rolled carded fibre, channelled topper which provides both softness and support.

Seat Interior Upgrade Available:



A high density foam base seat interior with a duck feather filled, channelled topper which provides both luxurious softness and

Weight limits per seat: tested according with BS EN 12520:2010 & BS EN 1022:2005 for general domestic use which are based on persons weighing up to a maximum of 110kg. Wood is a natural product and will vary in shade/colour from item to item. Feet may require fitting.

Version 2 - 04/06/2026

